

## How to recover the OCD ICE

It is possible that OCD ICE resides in the error state and not able to perform any further function. So, check your OCD ICE when following conditions fit your situation:


1. No LED light when power on.
2. Has LED light at power on but UVCView.exe program does **not** detect the “Megawin ICE Adapter”.

Please follow the correction steps to recover the OCD ICE.

1. Remove the case of the ICD ICE.

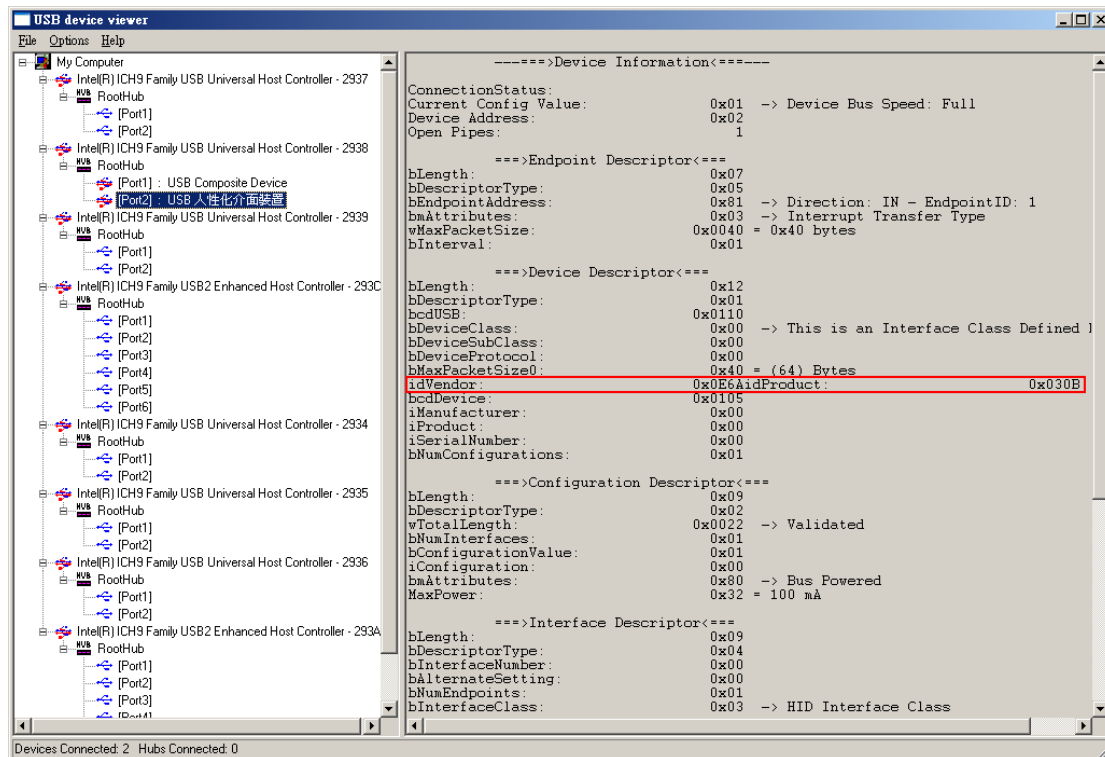


2. Connect the USB cable .
3. Press and hold the “Run” button.
4. Short C1 capacitor a while (shown as the following).



5. Release the “Run” button.

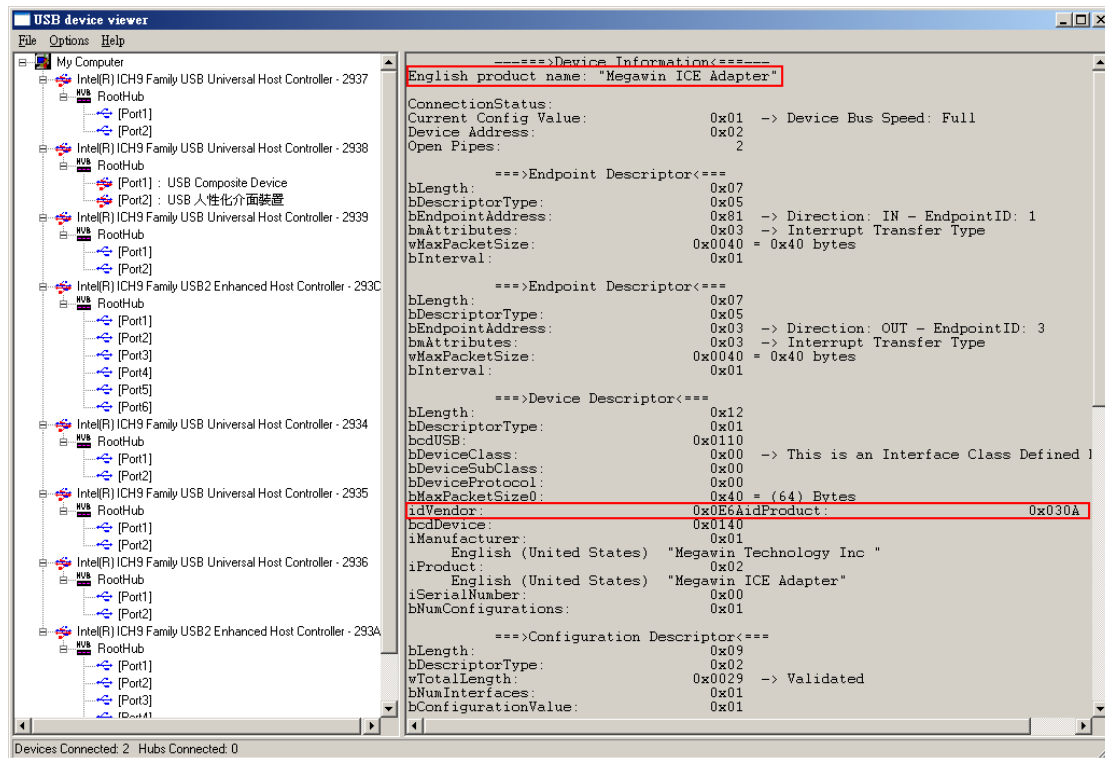
6. Check UVCView.exe to see if a device with VID: **0x0E6A** and PID: **0x030B** exist.



7. Run “OCD ICE Recovery(EN).exe” and click “Recover OCD ICE” to **Recover** the OCD ICE.



We should get a working “Megawin ICE Adapter” on the UVCView.exe.



If you follow the correction steps and still not able to get the OCD ICE working, please contact Megawin sales for further technical support.